




		JIB (m)												
		12	16	20	25	31	37	42	48	51	54	60		
4 t	→ STD (m)	26,8	STD (t)	4,00	4,00	4,00	4,00	3,36	2,69	2,29	1,92	1,76	1,63	1,40
	→ L.I.S. (m)	28,6	L.I.S. (t)	4,00	4,00	4,00	4,00	3,63	2,92	2,49	2,09	1,93	1,79	1,54
8 t	→ STD (m)	14,8	STD (t)	8,00	7,30	5,58	4,24	3,22	2,53	2,12	1,73	1,58	1,44	1,20
	→ L.I.S. (m)	15,6	L.I.S. (t)	8,00	7,76	5,95	4,53	3,45	2,73	2,29	1,88	1,72	1,57	1,32



		JIB (m)											
		12	16	20	25	31	37	42	48	51	54		
4 t	→ STD (m)	29,3	STD (t)	4,00	4,00	4,00	4,00	3,75	3,02	2,57	2,17	2,00	1,85
	→ L.I.S. (m)	31,5	L.I.S. (t)	4,00	4,00	4,00	4,00	4,00	3,29	2,81	2,37	2,19	2,04
8 t	→ STD (m)	16,1	STD (t)	8,00	8,00	6,18	4,71	3,59	2,85	2,39	1,97	1,80	1,65
	→ L.I.S. (m)	17,1	L.I.S. (t)	8,00	8,00	6,63	5,07	3,88	3,09	2,61	2,16	1,98	1,82



		JIB (m)										
		12	16	20	25	31	37	42	48	51		
4 t	→ STD (m)	31,5	STD (t)	4,00	4,00	4,00	4,00	4,00	3,30	2,82	2,38	2,20
	→ L.I.S. (m)	33,9	L.I.S. (t)	4,00	4,00	4,00	4,00	4,00	3,60	3,09	2,61	2,42
8 t	→ STD (m)	17,2	STD (t)	8,00	8,00	6,69	5,12	3,92	3,12	2,63	2,18	2,00
	→ L.I.S. (m)	18,3	L.I.S. (t)	8,00	8,00	7,22	5,54	4,25	3,40	2,88	2,40	2,20

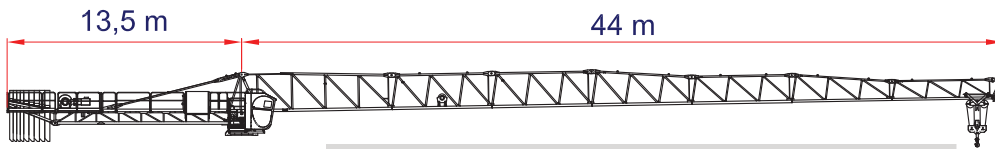


		JIB (m)									
		12	16	20	25	31	37	42	48		
4 t	→ STD (m)	31,7	STD (t)	4,00	4,00	4,00	4,00	4,00	3,32	2,84	2,40
	→ L.I.S. (m)	34,2	L.I.S. (t)	4,00	4,00	4,00	4,00	4,00	3,64	3,12	2,64
8 t	→ STD (m)	17,3	STD (t)	8,00	8,00	6,73	5,15	3,95	3,14	2,65	2,20
	→ L.I.S. (m)	18,4	L.I.S. (t)	8,00	8,00	7,27	5,58	4,29	3,43	2,90	2,42

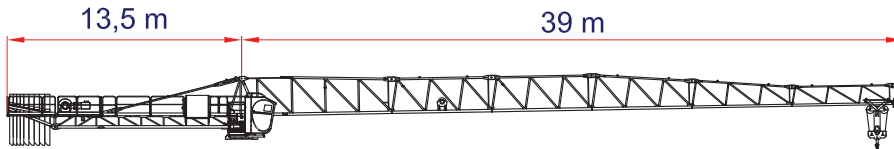
Lifting capacities valid up to 100 m hoisting height. Over 100 m hoisting height, the lifting capacity is reduced by additional rope weight.  
 Portate valide fino a 100 m di altezza di sollevamento. Oltre i 100 m si riduce la portata a causa del peso della fune.

**L.I.S. = Load Increase System**

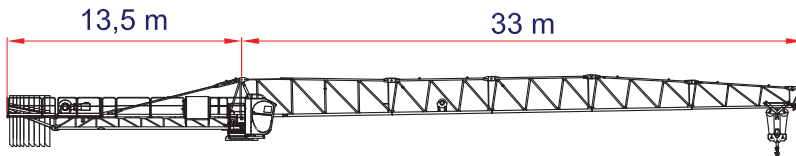
All intermediate loads can be increased till a maximum of 10% if the crane is equipped with L.I.S.  
 Con il sistema L.I.S. tutte le portate intermedie possono essere aumentate fino ad un massimo del 10%






		JIB (m)								
		12	16	20	25	31	37	42		
4 t	→ STD (m)	31,8	STD (t)	4,00	4,00	4,00	4,00	4,00	3,33	2,85
	→ L.I.S. (m)	34,3	L.I.S. (t)	4,00	4,00	4,00	4,00	4,00	3,66	3,14
8 t	→ STD (m)	17,3	STD (t)	8,00	8,00	6,73	5,15	3,94	3,14	2,65
	→ L.I.S. (m)	18,5	L.I.S. (t)	8,00	8,00	7,30	5,60	4,31	3,44	2,92

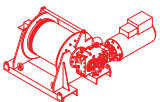






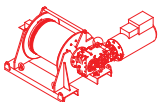




		JIB (m)							
		12	16	20	25	31	37		
4 t	→ STD (m)	33,1	STD (t)	4,00	4,00	4,00	4,00	4,00	3,50
	→ L.I.S. (m)	35,8	L.I.S. (t)	4,00	4,00	4,00	4,00	4,00	3,85
8 t	→ STD (m)	17,9	STD (t)	8,00	8,00	7,03	5,39	4,14	3,30
	→ L.I.S. (m)	19,3	L.I.S. (t)	8,00	8,00	7,65	5,88	4,53	3,63

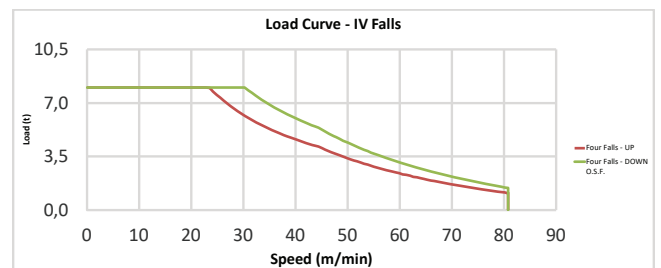
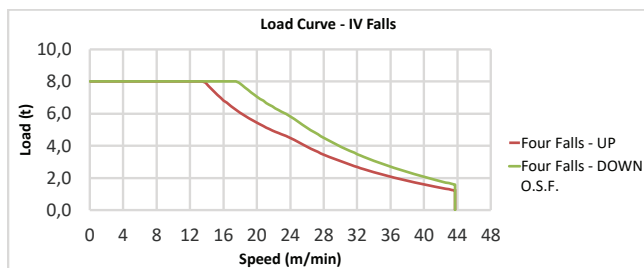
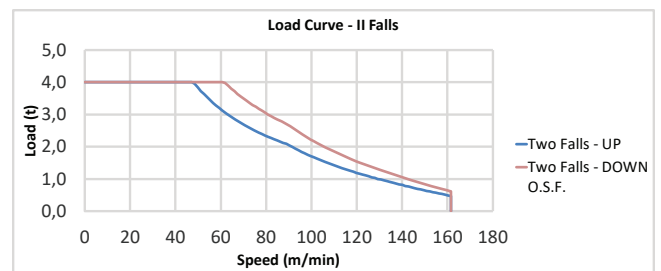
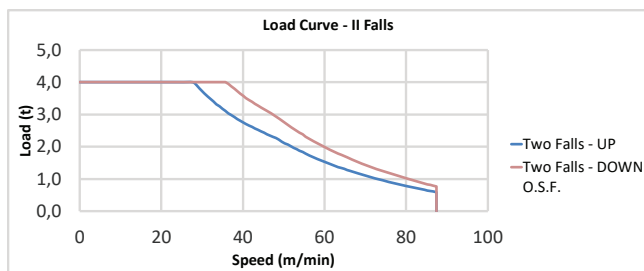


		JIB (m)						
		12	16	20	25	31		
4 t	→ STD (m)	31,0	STD (t)	4,00	4,00	4,00	4,00	
	→ L.I.S. (m)	31,0	L.I.S. (t)	4,00	4,00	4,00	4,00	
8 t	→ STD (m)	18,0	STD (t)	8,00	8,00	7,05	5,40	4,15
	→ L.I.S. (m)	19,3	L.I.S. (t)	8,00	8,00	7,68	5,90	4,55

		Speed - Velocità	Power - Potenza
Rotazione Slewing		0 → 0,70 r.p.m.	2 x 65 Nm
Trolley Carrello		0 → 75,0 m/min	4 kW
Rail Traslazione		ON REQUEST - SU RICHIESTA	

Type Tipo 	Power - Potenza		Rope - Fune
	hp	kW	m
HW0822344	30	22	348
Layer - Strati	N. 6		
Stepless - Reg. Continua 			
kg	m/min		
4000	0 → 35		
767	0 → 87		
Stepless - Reg. Continua 			
8000	0 → 18		
1586	0 → 44		
Maximum height - Massima altezza -	 171 m	 86 m	
Total installed power Forza motrice totale	22 kW (30 hp) 43 kVA - 400/480 V - 50/60 Hz ± 5% ± 2%		

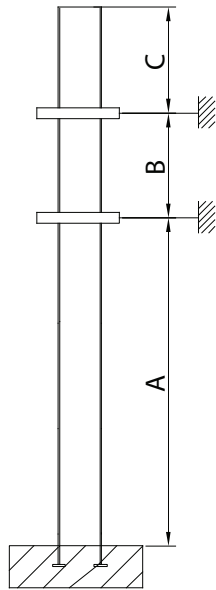
Type Tipo 	Power - Potenza		Rope - Fune
	hp	kW	m
HW0837580	50	37	583
Layer - Strati	N. 6		
Stepless - Reg. Continua 			
kg	m/min		
4000	0 → 61		
611	0 → 162		
Stepless - Reg. Continua 			
8000	0 → 30		
1443	0 → 81		
Maximum height - Massima altezza -	 287 m	 144 m	
Total installed power Forza motrice totale	37 kW (50 hp) 65 kVA - 400/480 V - 50/60 Hz ± 5% ± 2%		



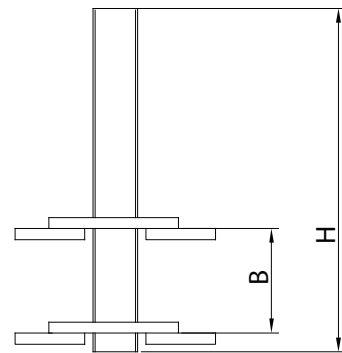
---

**Different heights and tower combinations are available;  
please consult our technical dept.**

**Altezze diverse e combinazioni di  
torre sono disponibili;  
contattare il nostro ufficio tecnico.**



EXTERNAL CLIMBING



INTERNAL CLIMBING

## **TKT CRANES divisione di MEVI SRL**

Via Archimede 80  
20864 Agrate Brianza - MB  
Italy

Tel. +39 039 68331

[info@terri.it](mailto:info@terri.it)  
[www.tktcranes.com](http://www.tktcranes.com)